

HOME SWEETS HOME

The time has come once again for our annual Gingerbread House Challenge!

LET'S GET STARTED



STEP ONE

Your first step is to register to take part in our Gingerbread Challenge. To join us in raising awareness and funding [click here.](#)



STEP TWO

Purchase your Gingerbread House kits online or from any major supermarkets. This will save you a lot of time and can ensure consistent great quality materials.



STEP THREE

Organise your party in person or virtually - whatever you're comfortable with!. Why not combine it with other festive activities such as a Christmas Jumper Day or a raffle.



STEP FOUR





There are many ways to collect donations, either in person with your teams or on a fundraising page. Get in touch with us to set up a QR code for your event.

LAST BUT NOT LEAST!

5

Finally, there's nothing we love more than seeing the process behind your gingerbread house builds and the final results! Don't forget to take plenty of photos and videos along the way. When you upload to your social media tag us and use our dedicated hashtag: **#HabitatGingerbread**

Show us your lovely gingerbread house entries throughout December. We will be keeping our eye out for your posts and will even be resharing a few to show off your amazing work!

 **@habitatforhumanitygb**
 **@Habitat for Humanity Great Britain**
 **@Habitat for Humanity Great Britain**
 **@HabitatFHGB**



Feel proud to have supported our mission to fight housing poverty!